

# Long An

## Nutrition profile 2013

*This report is a part of the Vietnam Nutrition Surveillance System. Data collection is performed usually in the months from June to September annually, using cluster sampling and conducted by the Provincial Preventive Medical Center(s) under technical guidance from the National Institute of Nutrition.*

### MAIN RESULTS

- a. *The prevalence of women aged from 15 to 49 years with chronic energy deficiency was 12.7%. The rate of using iron pills in the 3 months before or during pregnant among mother with under 2 years child was 97% and the rate of using Vitamin A after delivery was 79.8%.*
- b. *Among children under 5 years of age, the prevalence of stunting was 20.8%, underweight was 10.1% and wasting was 5.9%; while the prevalence of overweight and obesity was 6.7%.*
- c. *The rate of early initiation of breastfeeding was 62.8%, continued breastfeeding at 2 years rate was 14.8% while the proportion of children under 6 months old using bottle and nipple remained quite high. The proportion of children aged from 6 to 23 months receiving a minimum acceptable diet was 80.7%. The proportion of children aged from 6 to 35 months receiving vitamin A supplementation was 90.9%.*
- d. *The proportion of mothers exposed to breastfeeding or complementary feeding information in the last 3 months was 98.2%; main sources of information were mass media channels, especially TV. The proportion of mothers who met a health worker in the last 3 months was 93.4%*

*Note: Because IYCF indicators have just been integrated into the nutrition surveillance system since 2010, additional time would be needed to improve the data collection.*

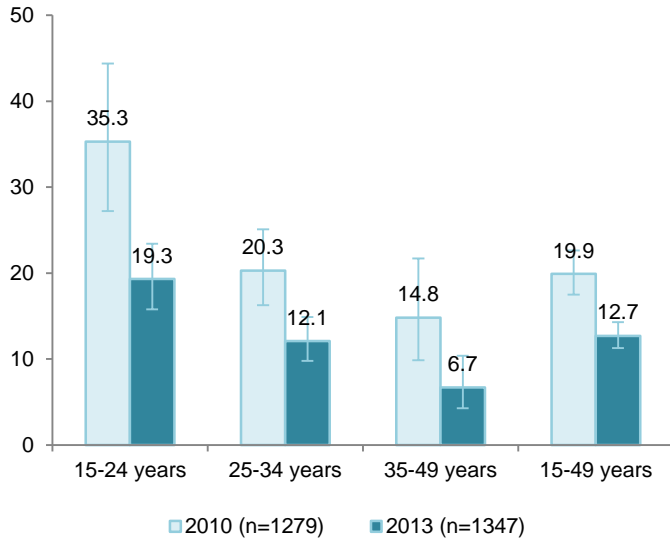
### Basic characteristics <sup>1</sup>

Indicator	Value	Indicator	Value
No. of districts and towns	13	No. of hospitals	16
No. of wards, town districts, and communes	190	No. of polyclinics	5
No. of villages	1,485	No. of commune health centers	190
Population	1,453,600	No. of maternity homes	-
No. of children <5 years of age	108,240	No. of doctors	667
No. of children <2 years of age	44,487	No. of assistant doctors	896
(estimated to be 41.1% of the under 5)		No. of nurses	776
Percent ethnic minorities	0.3%	No. of midwives/birth attendant	457
Poverty rate	6.6%	No. of village health workers	983

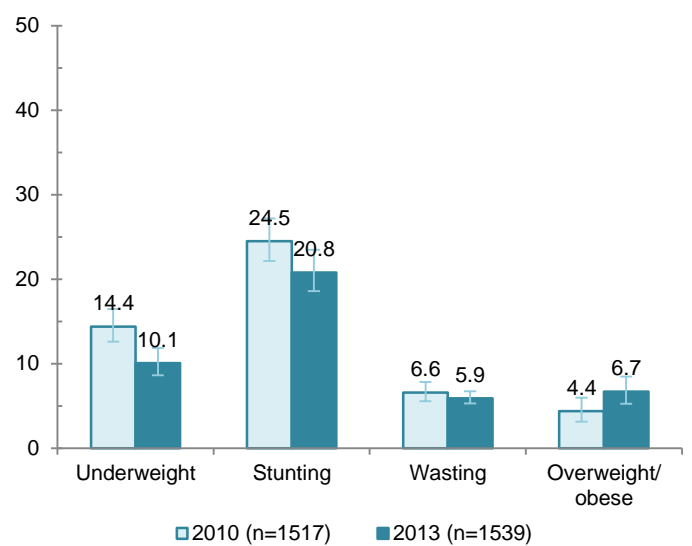
<sup>1</sup> General Statistics Office (GSO) Viet Nam. Available from: [www.gso.gov.vn](http://www.gso.gov.vn). Accessed February 10, 2012

## NUTRITION INFORMATION (2010 & 2013)

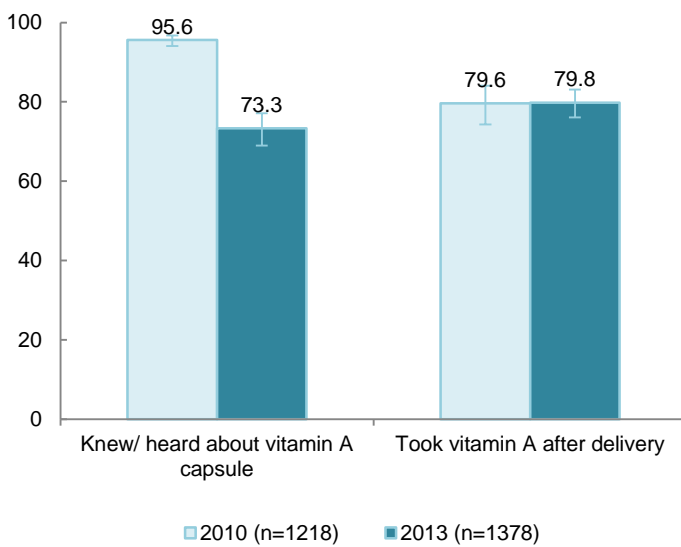
**1. Chronic energy deficiency prevalence of mothers by age group (%)**



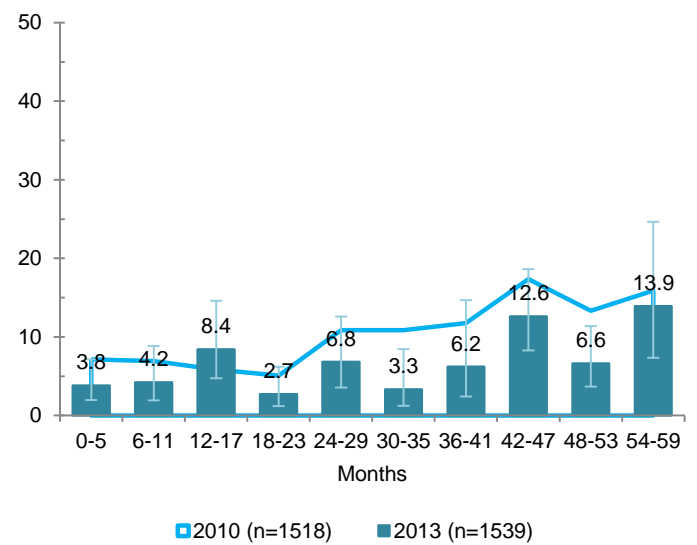
**4. Malnutrition prevalence among children under 5 years (%)**



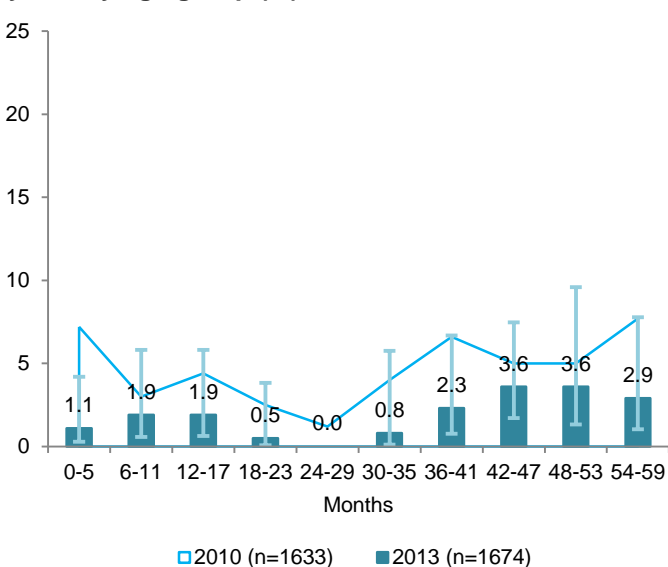
**2. Vitamin A supplements: Knowledge and use among mothers (%)**



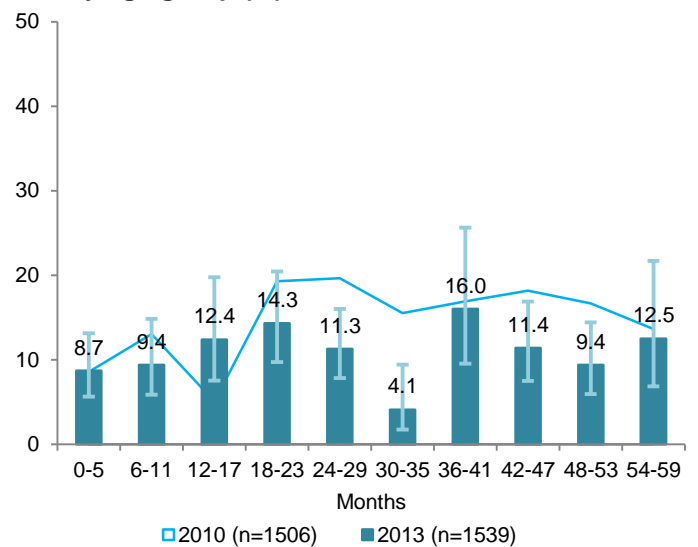
**5. Underweight prevalence (WAZ<-2Z) among children under 5 years by age group (%)**



**3. Wasting prevalence (WHZ<-2Z) among children under 5 years by age group (%)**



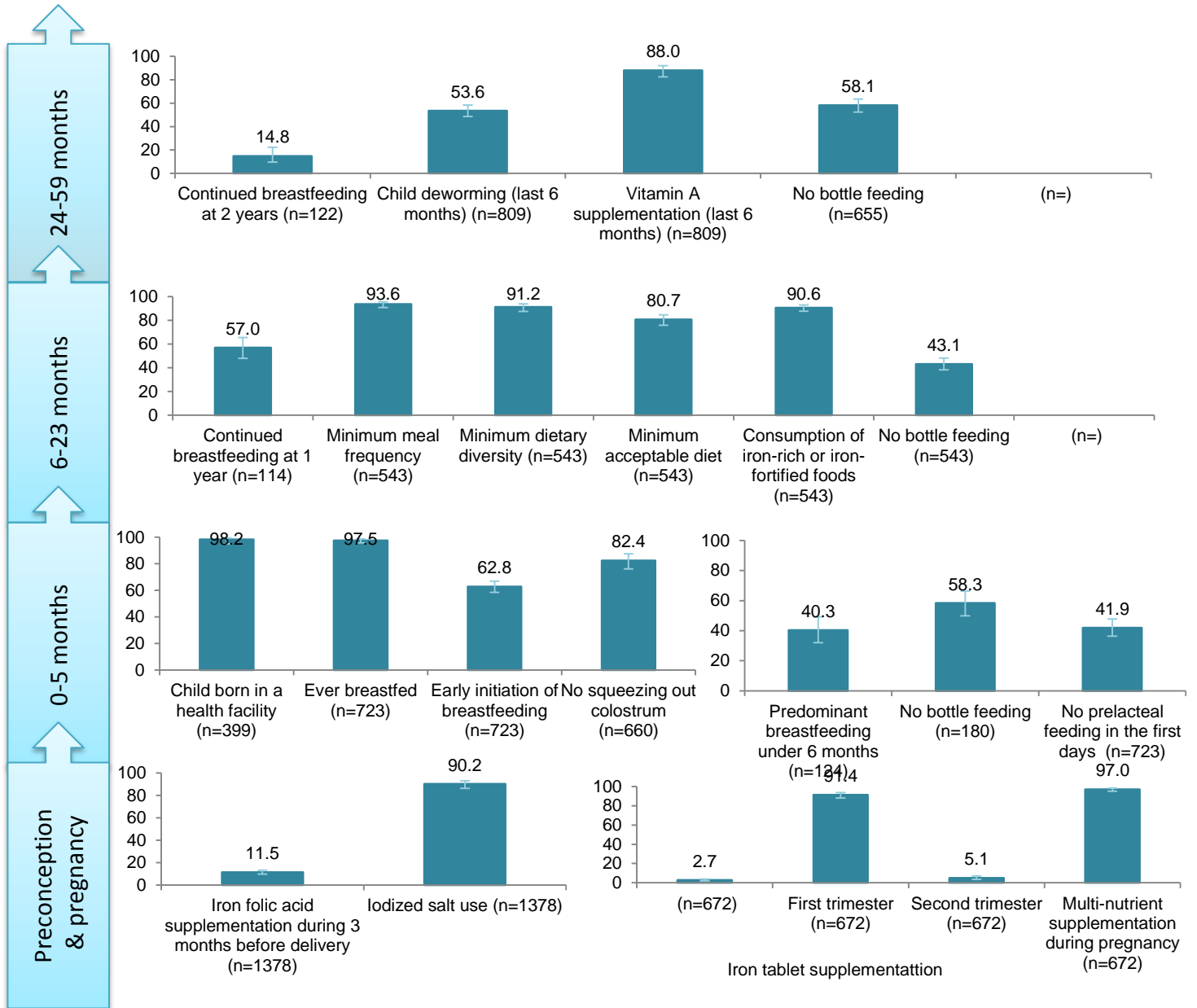
**6. Stunting prevalence (HAZ<-2Z) among children under 5 years by age group (%)**



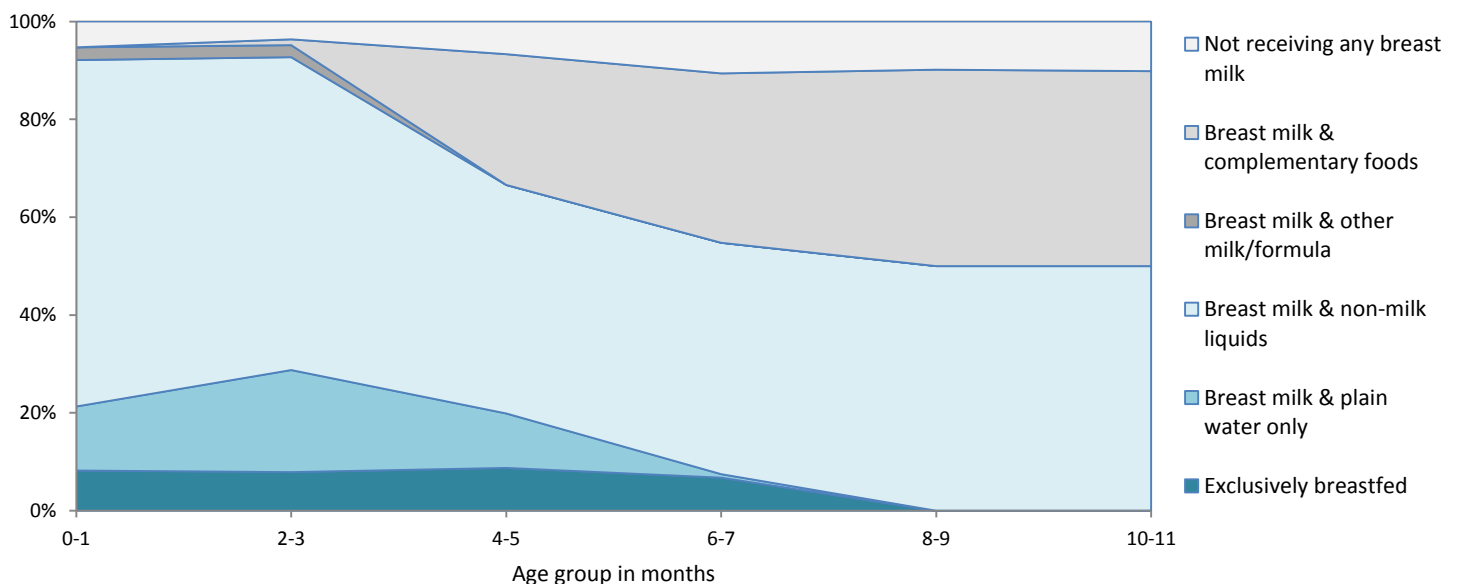
Source of information: National Nutrition Surveillance 2013 - National Institute of Nutrition

2. Long An

# NUTRITION DURING THE LIFE CYCLE



## Infant and young child feeding practices by age

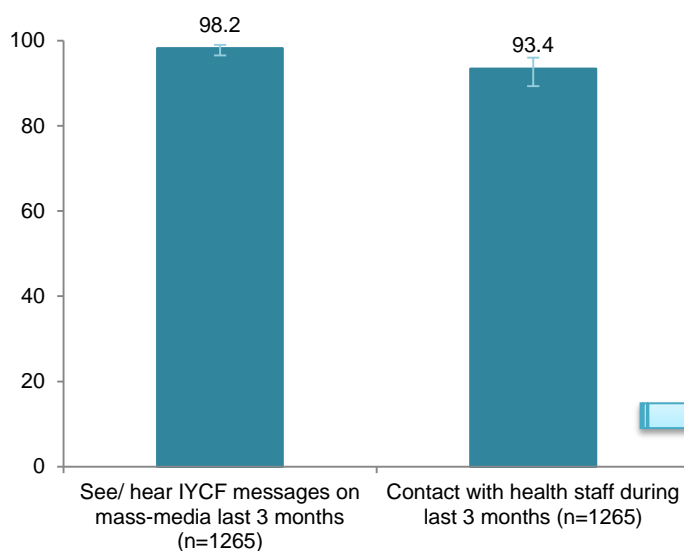


Source of information: National Nutrition Surveillance 2013 - National Institute of Nutrition

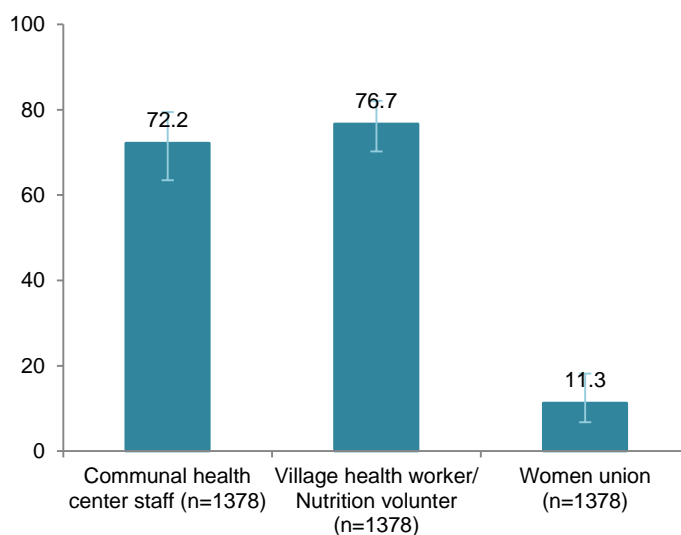
3. Long An

# ACCESS TO NUTRITION INFORMATION AND SERVICES

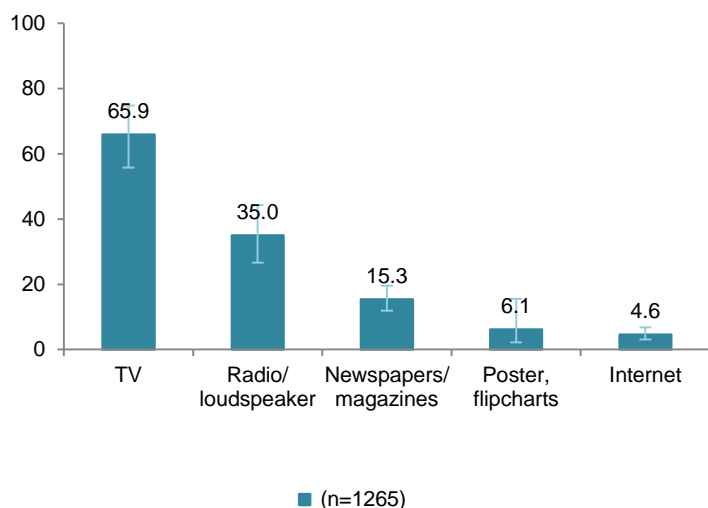
## 1. Exposure to nutrition information (%)



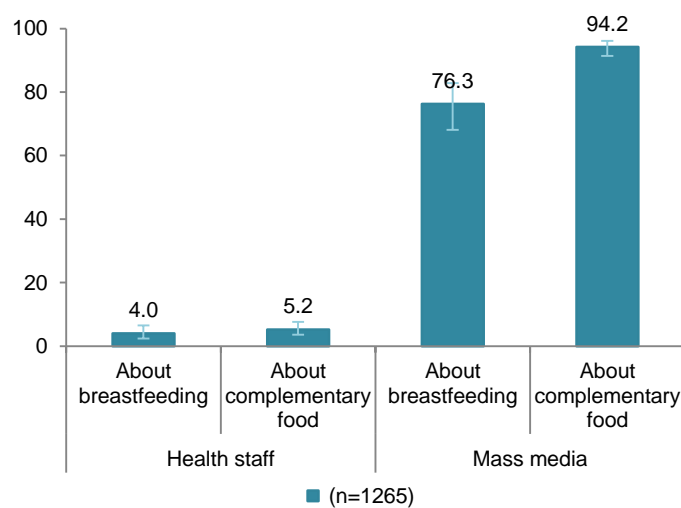
## 4. Sources of direct contact (%)



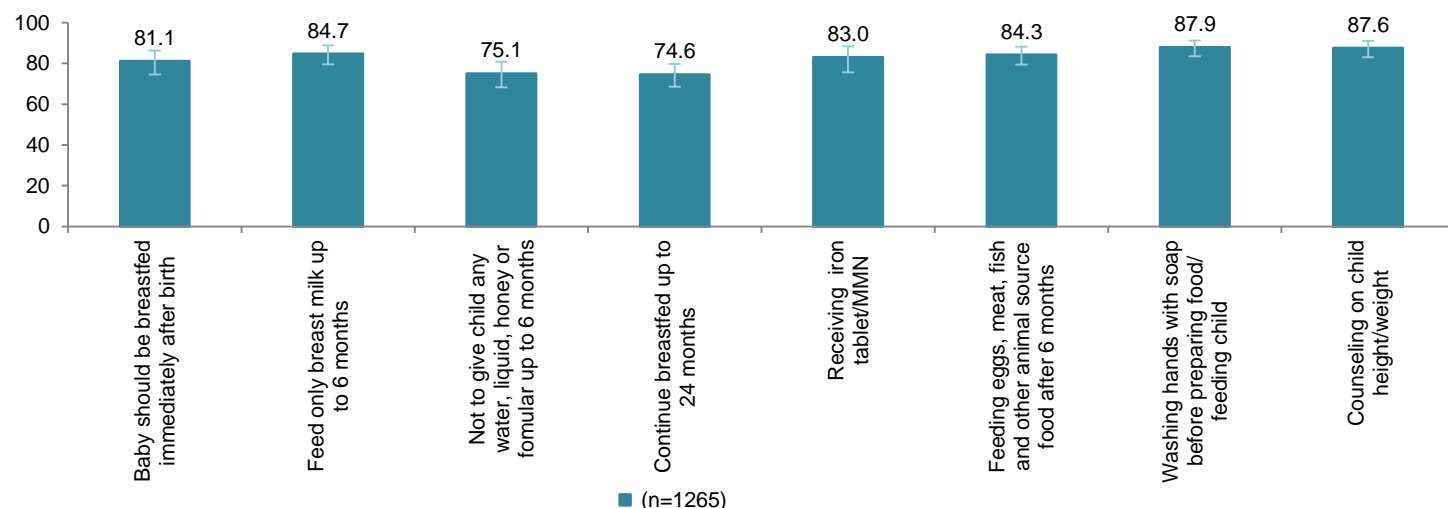
## 2. Sources of information from mass-media (%)



## 5. Type of IYCF information



## 3. Topics of nutritional counseling (%)



Source of information: National Nutrition Surveillance 2013 - National Institute of Nutrition

4. Long An